



# RAIN GARDEN REBATE PROGRAM

## Application

Please complete and submit all required application materials in order to apply for a rain garden rebate project. Once application materials are received, reviewed, and determined to meet all program requirements, you will be contacted to set up a pre-construction inspection for the proposed project site. Application materials must be received **no less than three weeks before the anticipated installation date**. Rebate funding is not guaranteed if work begins prior to obtaining project approval. Design requirements can be found in the *Rain Garden Rebate Homeowner Guide*. Please fill out one application for large rain gardens that combine grant and rebate funding.

### 1. CONTACT INFORMATION

Name: _____	Email: _____
Project Address: _____	Zip Code: _____
Primary Address (if different): _____	Zip Code: _____
Phone: _____	DOEE Stormwater Audit Report Number: _____

### 2. PROJECT INFORMATION

<u>Contractor:</u> <input type="checkbox"/> DIY (Do-It-Yourself) <input type="checkbox"/> Hired contractor: _____ (Company name)	<u>Size (square feet):</u> Rain garden project area: _____ sf Stormwater drainage area: _____ sf (Ex: roof area redirected to project through downspout) Total treatment area: _____ sf (Project area + stormwater runoff area)
	<u>Perc Test Rate:</u> _____ inches per hour (See the Perc Test Worksheet on page 2 for instructions and calculation)
<u>Project Type:</u> <input type="checkbox"/> One rebate rain garden <input type="checkbox"/> One large combination grant-rebate rain garden	<u>Cost:</u> Total project cost: \$ _____ (If combination grant-rebate project, include the total cost for entire project)

### Required Application Materials

- Perc Test Worksheet**  
(see page 2 of Application)
- Design Sketch**  
that illustrates all project requirements
- Itemized Invoice**  
(see page 4 of Application)
- Before Photos**  
digital only (see page 5 of Homeowner Guide)
- Rebate Maintenance Agreement**  
hand-signed
- RiverSmart Rewards**  
sign-up sheet
- Ticket Number**  
from Ms. Utility at least 48 hours prior to construction (include on post-construction paperwork)

### 3. PARTICIPANT FEEDBACK

How did you hear about the Rain Garden Rebate Program? _____
Why did you choose to participate? _____
Comments: _____

**SEND APPLICATION MATERIALS AND QUESTIONS TO:**  
 Jamie Alberti at the Alliance for the Chesapeake Bay  
 jalberti@allianceforthebay.org . 202-210-1946  
 501 Sixth Street . Annapolis, MD 21403



Name: \_\_\_\_\_ Address: \_\_\_\_\_

**Overview:** A percolation test, or perc test, determines how quickly water drains from the soil at a project site. If the soil does not drain within 36 hours, the project will not function properly and may lead to flooding on the property. Please follow steps 1-5 and fill out the *Perc Test Table* below. Avoid doing the perc test when raining. If the entire yard is paved, the test should be conducted as close to the project site as possible.

**Materials Needed:**

- Digging tool (shovel or post-hole digger)
- Measuring tool (yard stick/ruler & reference stick)
- Water source (hose or bucket of water)
- Data collection tools (this worksheet & a pencil)

**Caution:** Make sure you know where utilities are before you start digging! Call Ms. Utility within 48 hours of digging to be sure.

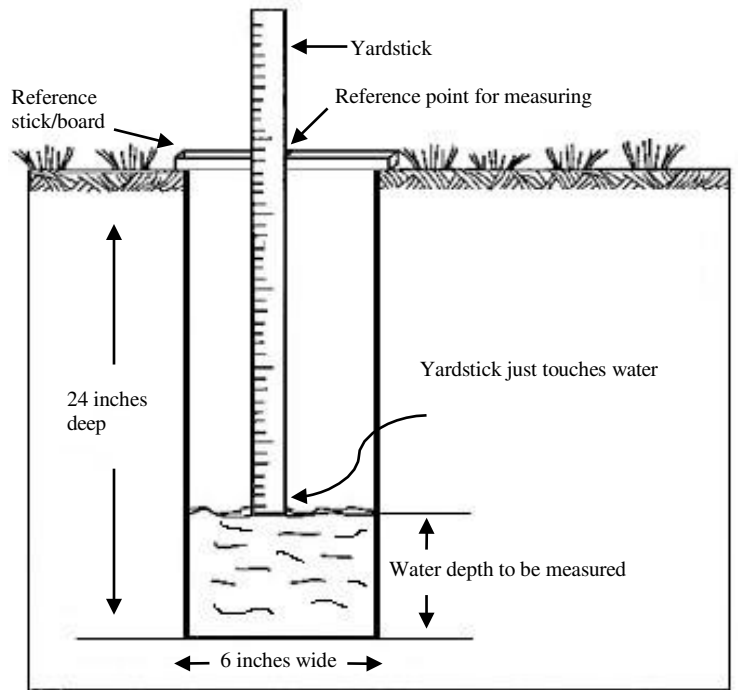
**Step 1:** Dig a hole that is 24 inches deep and 6 inches wide in the area where the project will be installed.

**Step 2:** Fill up the hole with 12 inches of water and let it drain completely.

**Step 3:** Within 12 hours of the first fill, fill the hole again with 12 inches of water. Use the yardstick and reference stick/board to measure the water height every hour for 6 hours and record results in table.

**Step 4:** Follow the directions in the Perc Test Table to calculate the infiltration rate.

**Step 5:** Check the next day to make sure that the second filling has drained within 24-36 hours. An optimal infiltration rate is 1.2 inches per hour and minimum acceptable infiltration rate is .3 inches per hour – **if the hole has not drained within 36 hours a rain garden or permeable paver project is not possible.**



**PERC TEST TABLE**

	Elapsed Time (hours)	Depth of Water (inches)	Total Change in Water Level (inches)	Percolation Rate (inches per hour)
First Fill	0	12	12 inches – water depth at hour 6:  _____	Total change in water level ÷ 6 hours:  _____
Second Fill	1			
	2			
	3			
	4			
	5			
	6			
	24		Water drained completely after : _____ hours	

**SEND COMPLETED WORKSHEET AND QUESTIONS TO:**  
 Jamie Alberti at the Alliance for the Chesapeake Bay  
 jalberti@allianceforthebay.org . 202-210-1946  
 501 Sixth Street . Annapolis, MD 21403

# RIVERSMART RAIN GARDEN REBATE PROGRAM MAINTENANCE AGREEMENT

The District of Columbia Department of Energy & Environment (DOEE) has granted the Alliance for the Chesapeake Bay (Alliance) funding to assist District homeowners with the installation of approved rain garden projects as part of their RiverSmart Rebate Program.

\_\_\_\_\_ at \_\_\_\_\_  
*(Name of Property Owner)* *(Address of Property Owner)*

has voluntarily agreed to:

1. Participate in this program;
2. Maintain the installed green infrastructure project for its life cycle, including adequate watering of any installed plants, weeding, and regular cleaning of filters (if rain barrel overflow is directed into garden);
3. Allow an Alliance for the Chesapeake Bay or DOEE representative to conduct a site visit in order to quality check the installation or maintenance of the project; and
4. Provide before and after photos of the project site to be used at the discretion of the Alliance.

**Financial Obligation of the Alliance for the Chesapeake Bay:**

- Provide a rebate awarded at \$3.00 per square foot of area that is treated by the installation of a rain garden (not to exceed \$2,200), pending final inspection and approval of project

**Financial Obligation of the Property Owner:**

- Cover any project cost over the rebate amount
- Pay the total project cost to contractor prior to final rebate approval

In recognition for your participation in RiverSmart Homes, you will receive a complimentary Alliance for the Chesapeake Bay membership for one year and receive occasional communications from the Alliance for the Chesapeake Bay, including the Alliance’s monthly newsletter which you can unsubscribe from at any time.

**Indemnification**

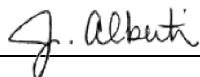
The Property Owner agrees to indemnify and hold harmless the Alliance for the Chesapeake Bay and all of its officers, agents and servants against any and all claims of liability or lawsuits arising from or based on, or as a consequence of or result of, any act, omission or default of ACB employees or its subcontractors, in the performance of activities through the RiverSmart Rebate Program.

**ALLIANCE FOR THE CHESAPEAKE BAY:**

**PROPERTY OWNER:**

ACCEPTED BY: Jamie Alberti


ACCEPTED BY: \_\_\_\_\_

SIGNATURE: 

SIGNATURE: \_\_\_\_\_

DATE: \_\_\_\_\_

DATE: \_\_\_\_\_



# RIVERSMART ITEMIZED INVOICE WORKSHEET

Name: \_\_\_\_\_ Address: \_\_\_\_\_

The itemized invoice should include only those materials and costs associated with the portion of the project funded by the Rain Garden Rebate Program. You may use your own invoice template, provided that all of the following elements are included.

**PROJECT DESCRIPTION/SCOPE OF WORK:**

*This should include a brief description of what the project will entail and the order of sequence. Bullet points are fine. Please include: size of project, depth of excavation, and staging area.*

<b>MATERIALS:</b>	<b>Type (brand, color, size)</b>	<b>Qty.</b>	<b>Total</b>
<input type="checkbox"/> Bioretention soil mix			
<input type="checkbox"/> Downspout extension			
<input type="checkbox"/> Outfall protection			
<input type="checkbox"/> Hardwood mulch			
<input type="checkbox"/> Planting materials			
○ Species 1			
○ Species 2			
○ Etc.			
<input type="checkbox"/> Other: _____			

<b>LABOR:</b>	<b>Hrs.</b>	<b>Rate</b>	<b>Total</b>
<i>If DIY, include your own labor at a rate of \$25/hour.</i>			
<input type="checkbox"/> Excavating			
<input type="checkbox"/> Dumping			
<input type="checkbox"/> Installation			
<input type="checkbox"/> Planting			
<input type="checkbox"/> Other: _____			

<b>MISCELLANEOUS:</b>	<b>Type</b>	<b>Qty.</b>	<b>Cost</b>
<input type="checkbox"/> Transportation			
<input type="checkbox"/> Parking			
<input type="checkbox"/> Dump fees			
<input type="checkbox"/> Permits			
<input type="checkbox"/> Other: _____			

<b>GRAND TOTAL:</b>			



# RIVERSMART REWARDS SIGN-UP SHEET

**OVERVIEW:**

As a participant in the Rain Garden Rebate Program, your green infrastructure project may qualify your property for discounts on two water and sewer utility fees: the District Government’s Stormwater Fee and DC Water’s Clean Rivers Impervious Area Charge (CRIAC). With your approval, DOEE can enroll your property for discounts through the RiverSmart Rewards Program. Qualifying properties would receive up to 55% off the Stormwater Fee and up to 4% off the CRIAC. Enrollment is done quarterly and properties must re-enroll every three years. More information about RiverSmart Rewards can be found at <http://doee.dc.gov/riversmartrewards>.

**OPT-IN:**

In order to participate in RiverSmart Rewards, I \_\_\_\_\_ (name of DC Water account holder) agree to:

1. Allow DOEE to enroll my property in the Stormwater Fee and CRIAC discount programs;
2. Allow DOEE to inspect the qualifying green infrastructure practices as part of the discount award process;
3. Maintain the qualifying green infrastructure practice over the course of the three-year discount period;
4. Inform DOEE if I remove, alter, or stop maintaining the green infrastructure project; and
5. Grant DC Water permission to share information with DOEE about my water and sewer account.

I understand that DOEE will calculate my discount rate based on the green infrastructure practices reported on this rebate application form and that if I have additional green infrastructure, I must submit a separate RiverSmart Rewards application to DOEE so that my discounts reflect all of the green infrastructure on my property. Contact DOEE for instructions on how to report existing green infrastructure for discount consideration.

I have read, understand, and agree to the terms and conditions listed above.

Property Address: \_\_\_\_\_

DC Water Account Number: \_\_\_\_\_

Signature of DC Water account holder: \_\_\_\_\_ Date: \_\_\_\_\_

**FOR FURTHER RIVERSMART REWARDS INFORMATION PLEASE CONTACT:  
Regan Wilhelm at the Department of Energy & Environment  
[riversmart.rewards@dc.gov](mailto:riversmart.rewards@dc.gov) . 202-671-5004**

